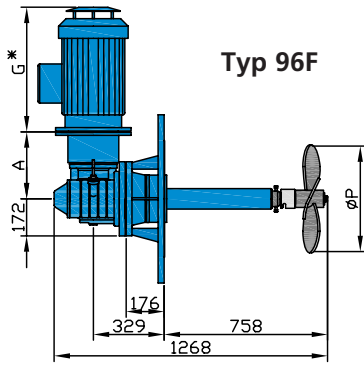
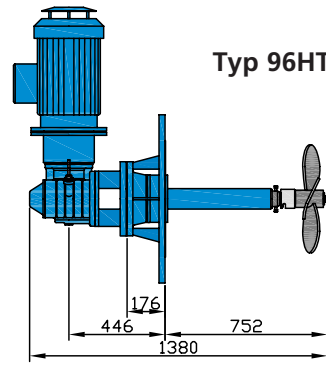


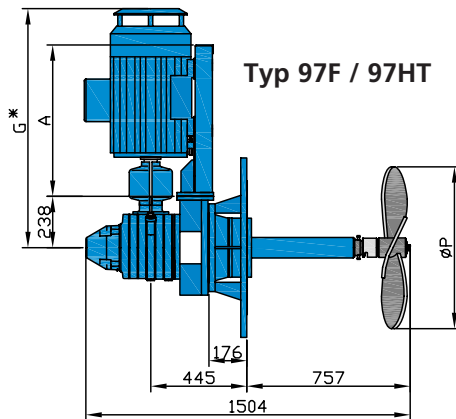
# Masstabelle / Dimension Sheet Side Entry Mixer Series 90



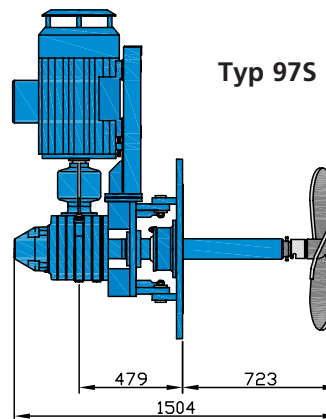
Typ 96F



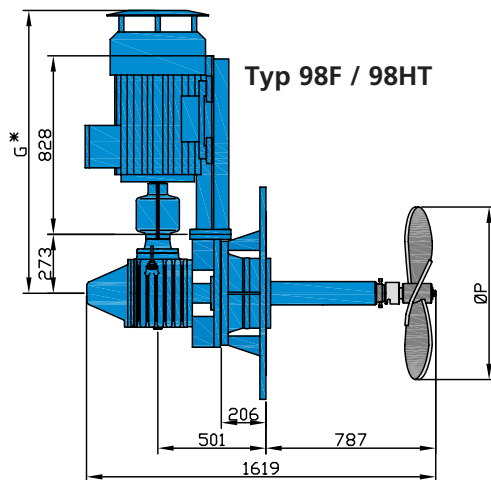
Typ 96HT



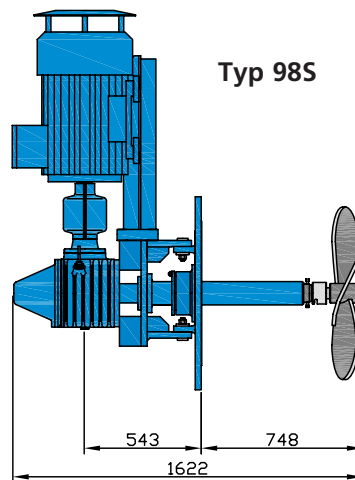
Typ 97F / 97HT



Typ 97S



Typ 98F / 98HT



Typ 98S

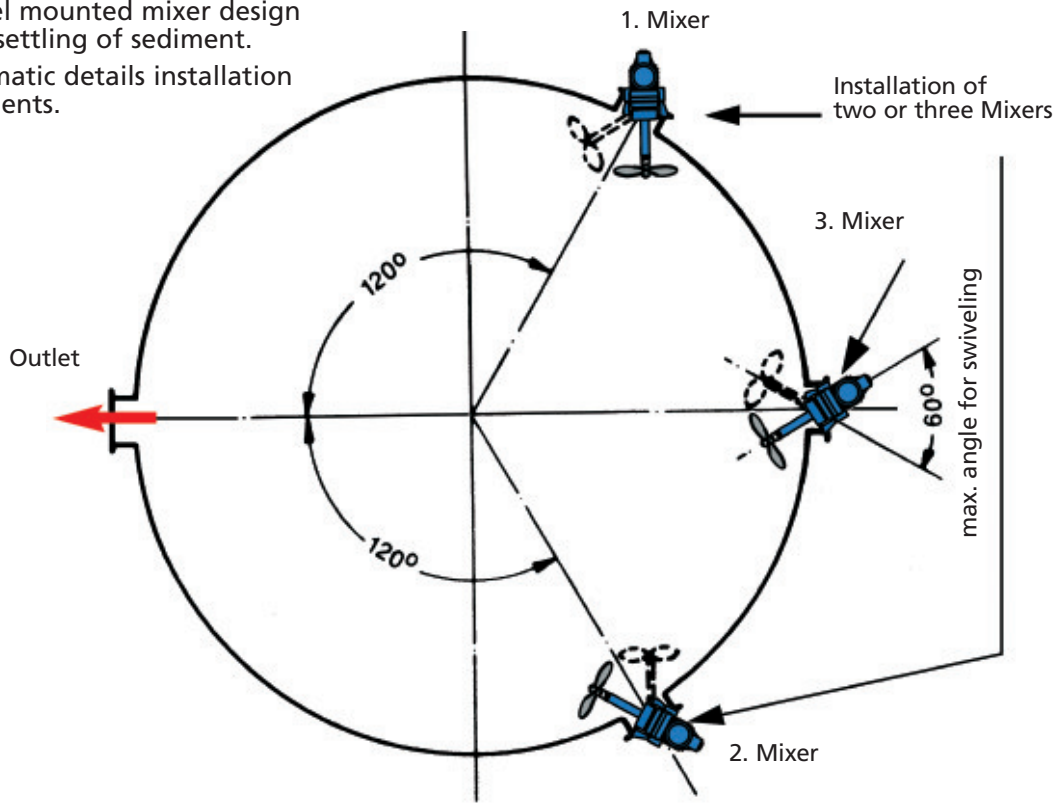
IEC-Grösse IEC Sizzle		100	112	132	160	160	180	200	225	250
max. Leistung max. Power [kW]		3	4	7,5	11	15	22	30	45	55
Typ 96	A	290		310						
	Ø P mm	max. 600								
Typ 97	A				610	645				
	Ø P mm					max. 750				
Typ 98	A							828		
	Ø P mm							max. 820		

Mannlochdeckel nach Kundenspezifikation.  
Manhole cover according to customer specification.

# location of Mixers on large storage tanks

## Crude Oil Tanks:

Our swivel mounted mixer design prevents settling of sediment. The schematic details installation arrangements.



## Product Tanks:

Our fixed mounted mixer design keeps product in a homogenous state. Schematic details typical installation arrangements.

